


Burlingham
SPORTS
Excellence In All Arenas

1	TRUNKS & STABLE EQUIPMENT
13	WESTERN TRAIL
16	DRESSAGE
19	JUMPS & ACCESSORIES
29	SPECIALTY JUMPS
37	COMPLETE JUMPS



TRUNKS & STABLE EQUIPMENT





SMALL SPORT

The "Small Sport" is the perfect size to house your grooming supplies, small tack items, tools, medicines or personal products. Great gift for horse show awards, or use it just for your supplies around the house. Constructed with a strong lid, that can be locked with a padlock, and comfortable built-in hand grips.

OPTIONS AVAILABLE:

Reinforced Padded Seat, covered in Sunbrella fabric, standard or custom Embroidered Monograms

AVAILABLE IN:

Black, Burgundy, Granite, Green, Grey, Navy, Pink, Purple, Red, Royal Blue

SEAT COLORS:

Beige, Black, Brown, Burgundy, Green, Grey, Kelly, Lt. Grey, Navy, Pink, Purple, Red, Royal Blue

200SS SMALL SPORT
12" H X 26" L X 14 1/2" D - 10 LBS.

250SS SMALL SPORT W/PADDED SEAT
13 1/2" H X 26" L X 14 1/2" D - 14 LBS.



PONY SPORT

The modern, attractive design of the "Pony Sport" is the strongest, lightweight, affordable tack trunk available today. Ideal for English or Western tack, 4H supplies, trail ride gear, sporting goods storage, camping trips, or any other storage needs you may have. Utilizing a strong lid that can be locked with a padlock, and molded in handles, this sturdy design will keep its shape and not stretch when filled. The Pony Sport includes the tote tray as shown.

OPTIONS AVAILABLE:

Reinforced Padded Seat, covered in Sunbrella fabric, standard or custom Embroidered Monograms, Wheel Assembly and Pull Handle, Dry Erase Board and Pen

AVAILABLE IN:

Black, Burgundy, Cherry, Granite, Green, Grey, Navy, Pink, Purple, Red, Royal Blue

SEAT COLORS:

Beige, Black, Brown, Burgundy, Green, Grey, Kelly, Lt. Grey, Navy, Pink, Purple, Red, Royal Blue

300PS PONY SPORT
17 3/4" H X 34" L X 17" D - 20 LBS.

350PS PONY SPORT W/PADDED SEAT
19 1/4" H X 34" L X 17" D - 25 LBS.

300WA WHEEL ASSEMBLY & HANDLE FOR PONY SPORT

300DE DRY ERASE BOARD & PEN FOR PONY SPORT

350CC CLEAR VINYL CAP COVER



DELUXE SPORT

Each "Deluxe Sport" is complete with Tote Tray, Trunk Divider, Dry Erase Board, Dry Erase Pen, Mirror, Bandage Net, Wheels and Pull Handle. Utilizing a strong lid that can be locked with a padlock and molded in handles, this sturdy design will provide years of use. The wheels and pull handle make it a breeze to pull across the stable or show grounds.

OPTIONS AVAILABLE:

Reinforced Padded Seat, covered in Sunbrella fabric, standard or custom Embroidered Monograms

AVAILABLE IN:

Black, Burgundy, Cherry, Granite, Green, Grey, Navy, Pink, Purple, Red, Royal Blue

SEAT COLORS:

Beige, Black, Brown, Burgundy, Green, Grey, Kelly, Light Grey, Navy, Pink, Purple, Red, Royal Blue

- 400DS** DELUXE SPORT
21 1/4" H x 37" L x 22 3/4" D - 42 LBS.
- 450DS** DELUXE SPORT W/PADDED SEAT
22 3/4" H x 37" L x 22 3/4" D - 48 LBS.
- 450CC** CLEAR VINYL CAP COVER



EMBROIDERED MONOGRAMS

Small Sport, Pony Sport and Deluxe Sport embroidered monograms offered for padded seats

- | | |
|------------------|---------------------------------|
| 1. 516 | ROMAN LETTERING |
| 2. 517 | BLOCK LETTERING |
| 3. 518 | SCRIPT LETTERING |
| 4. 519 | OLD ENGLISH LETTERING |
| 5. 522 | LETTERS INSIDE DIAMOND OUTLINE |
| 6. 523 | DIAMOND CONFIGURATION |
| 7. 524 | CIRCLE CONFIGURATION |
| 8. 525 | DIAMOND CONFIGURATION W/DIAMOND |
| 9. 526 | CIRCLE CONFIGURATION W/CIRCLE |
| 10. 527TW | TENNESSEE WALKER |
| 11. 527EJ | EVENT JUMPER |
| 12. 527RH | RACE HORSE |
| 13. 527DH | DRESSAGE HORSE |
| 14. 527HH | HORSE HEAD |
| 15. 527IJ | INDOOR JUMPER |
| 16. 527SH | STANDING HORSE |



WESTERN DELUXE

We have added a Western flair to our proven Deluxe Trunk, by adding a hand woven Mayatex designed padded seat. The "Western Deluxe" is complete with Tote Tray, Trunk Divider, Dry Erase Board, Dry Erase Pen, Mirror, Bandage Net, Wheels and Pull Handle. With a lid that can be padlocked and "molded in" handles, this sturdy design will provide years of use. Three woven seat patterns make up six seat design choices. Design your trunk by choosing the trunk color that best suits your seat design.

AVAILABLE IN:

Black, Burgundy, Granite, Green, Grey, Navy, Red, Royal Blue

SEAT DESIGNS:

Style Numbers: 111, 112, 113, 211, 212, 213

- 460WD** WESTERN DELUXE
22 3/4" H x 37" L x 22 3/4" D - 48 LBS.
- 450CC** CLEAR VINYL CAP COVER

SEAT DESIGNS



SEAT DESIGN #111

TRUNK COLORS AVAILABLE:

Black, Burgundy, Granite, Green, Grey, Navy



SEAT DESIGN #112

TRUNK COLORS AVAILABLE:

Black, Burgundy, Granite, Green, Grey, Navy



SEAT DESIGN #113

TRUNK COLORS AVAILABLE:

Black, Burgundy, Granite, Grey, Navy, Royal Blue



SEAT DESIGN #211

TRUNK COLORS AVAILABLE:

Black, Granite, Grey, Red, Royal Blue



SEAT DESIGN #212

TRUNK COLORS AVAILABLE:

Black, Burgundy, Granite, Grey, Royal Blue



SEAT DESIGN #213

TRUNK COLORS AVAILABLE:

Black, Burgundy, Granite, Green, Grey



SADDLE TRUNK

The "Saddle Trunk" has large 10" wheels that make it easy to transport. The lockable lid flips up for access to a divided storage compartment that's perfect for bandages, braiding supplies, or personal items. It has a dry erase board and pen, mirror and a removable towel bar available to hang pads or towels. The lockable trunk houses two saddles, two bridle racks and three hooks for strap goods. A third saddle rack attaches to the front of the trunk for cleaning or tacking up. Compartments inside the door keep bottles, brushes or bandages corralled. Handsome and rugged, the "Saddle Trunk" is designed and built for years of faithful service.

AVAILABLE IN:

Black, Burgundy, Cherry, Granite, Green, Grey, Navy, Purple, Red, Royal Blue

595ST SADDLE TRUNK
 EXTERIOR: 48 3/4" H x 29" W x 34" D - 110 LBS.
 INTERIOR: 37" H x 23" W x 23" D



SADDLE TRUNK - LARGE

The "Saddle Trunk - Large" was created for the rare case when the depth of your English or Dressage Saddle is longer than 23". Basically, the same trunk with a deeper door that will hold Saddles up to 30" long. The lockable top lid includes a mirror. The Trunk includes the Towel Bar, the interior has two saddle racks and the same features as the Standard Saddle Trunk. The front door is deeper allowing a 30" depth to house large saddles and provides even more storage than you need. Same construction you've come to expect with room for your extra large saddle.

AVAILABLE IN:

Black, Burgundy, Cherry, Granite, Green, Grey, Navy, Purple, Red, Royal Blue

597ST SADDLE TRUNK - LARGE
 EXTERIOR: 48 3/4" H x 29" W x 41" D - 134 LBS.
 INTERIOR: 37" H x 23" W x 30" D



WESTERN SADDLE TRUNK

Finally, the first saddle trunk large enough to handle your finest Western show saddle. The "Western Saddle Trunk" boasts all the same features as the Saddle Trunk, however the larger lid includes a mirror and the front door is deeper allowing a 30" depth to house a large Western Show Saddle. The front door provides even more storage than you need. The trunk holds one saddle and has enough room to store your finest halters and pads. An additional feature is the sliding tray providing easy access to your daily supplies. Roll up to the show in style with everything you need in one complete tack trunk.

AVAILABLE IN:

Black, Burgundy, Cherry, Granite, Green, Grey, Navy, Purple, Red, Royal Blue

599WS WESTERN SADDLE TRUNK
 EXTERIOR: 48 3/4" H x 29" W x 41" D - 134 LBS.
 INTERIOR: 37" H x 23" W x 30" D



BRIDLE RACK

With your choice of Chrome or Brass hooks, this beautiful rack is ideal for your tack room or aisle way. Lightweight and portable this rack hangs on a barn or stall wall and has room for six sets of headgear. The six large round hangers help keep your bridle and halter crowns correctly shaped and the hooks below allow you to hang reins or other accessories. Built in threaded inserts on the back of the rack allow you to add 5" or 12" hangers for hanging over drupe pipe or over the half wall of portable stalls. Personalize your rack by adding a beautiful 4" x 6" brass or chrome oval nameplate to proudly display your farm or family name.

AVAILABLE IN:

Black, Burgundy, Cherry, Granite, Green, Grey, Navy, Purple, Red, Royal Blue

110BR BRIDLE RACK W/CHROME
8 3/4"H x 46 1/2"L x 3 1/2"D - 9 LBS.

110BRB BRIDLE RACK W/BRASS
8 3/4"H x 46 1/2"L x 3 1/2"D - 9 LBS.



3-STEP MOUNTING BLOCK

It's 22" tall with three steps featuring molded slip-resistant treads. The "3-Step Mounting Block" features a roomy 12" deep storage compartment under the hinged top tread. At shows it's the perfect place to stash brushes, rags, and maybe a little boot polish for last minute clean up. The compartment can be locked with a padlock.

AVAILABLE IN:

Black, Burgundy, Cherry, Granite, Green, Grey, Navy, Pink, Purple, Red, Royal Blue

399TS 3-STEP MOUNTING BLOCK
22"H x 25"L x 15 5/8"W - 18 LBS.



MOUNTING BLOCK

An attractive new look to an old standard. The rugged "Mounting Block" is lightweight, strong and affordable. Easy to carry from place to place, it's perfect for mounting, grooming or any barn or household chore.

AVAILABLE IN:

Black, Burgundy, Cherry, Granite, Green, Grey, Navy, Pink, Purple, Red, Royal Blue

333MB MOUNTING BLOCK
15 1/2"H x 19 3/8"L x 15 1/2"W - 10 LBS.



SADDLE RACK

Handsome and durable, this rack has locations for three saddles. Use the built in hangers or add additional hangers so the rack can hang over a temporary stall wall. Great for home, or take it on the road. The three racks are easily removable for storage; just slip them back on in seconds. Strong and durable this rack will withstand the weight of any saddle. Personalize your saddle rack utilizing a 6" x 9" brass or chrome engraved oval name plate.

AVAILABLE IN:

Black, Burgundy, Cherry, Granite, Green, Grey, Navy, Purple, Red, Royal Blue

150SR SADDLE RACK
57"H x 15 1/2"W x 20 1/2" LONG RACKS - 21 LBS.



GROOMING BOX

Designed for grooming supplies, medications, cleaning supplies or any small utility items. The interior bottom is divided to keep bottles or small items from sliding around. Upper storage compartment is great for housing clippers, scissors, brushes, etc. The lockable door opens all the way up as this box sits on a counter or hangs on the wall. Built to accept additional long hangers if needed.

AVAILABLE IN:

Black, Burgundy, Granite, Green, Grey, Navy, Pink, Purple, Red, Royal Blue

190GB GROOMING BOX
17" H x 24" W x 12" D - 12 LBS.



STORAGE BIN

This Storage Bin is the ideal item to organize and clean up any farm or stable. Storage for horse blankets is one of the popular uses for this bin. When used as a feed bin it can hold over 200 pounds of feed. Made of heavy duty polyethylene, this bin won't rust or rot. Perfect for indoor or outdoor storage, this lockable, rodent resistant and water resistant bin is available in nine bright fade resistant colors.

AVAILABLE IN:

Black, Burgundy, Granite, Green, Grey, Navy, Purple, Red, Royal Blue

540SB STORAGE BIN
23" x 23" x 29 1/2" H - 27 LBS.



EQUI-LOCKER

Lock-up your medicines, boots, helmets, shoes or any personal items. Each Locker includes two adjustable shelves, a hook to hang items, storage net for soft goods and a mirror for last minute touch-ups. The Equi-Locker can stand alone or hang on the wall. Organize your barn and boarders, multiple lockers stack and mount together to create the Equi-Locker System. Choose from a variety of color options to coordinate with your barn décor.

AVAILABLE IN:

Black, Burgundy, Cherry, Granite, Green, Grey, Navy, Pink, Purple, Red, Royal Blue

180EL EQUI-LOCKER
EXTERIOR: 36" H x 19" W x 17" D - 48 LBS.



BANDAGE RACK

This easy to clean rack has enough room to house bandages for two to three horses. Comprises a small compartment on the right for polo's or standing bandages and a compartment on the left large enough for 18" leg wraps. Very lightweight, this rack stands upright or can hang on the barn wall. Built to accept additional long hangers if needed.

AVAILABLE IN:

Black, Burgundy, Granite, Green, Grey, Navy, Purple, Red, Royal Blue

100BR BANDAGE RACK
18 3/4" H x 27" W x 7" D - 8 LBS.



FEED CART

This Burly cart is the perfect tool for any farm or stable. The largest, strongest feed cart available to date has 8 cubic feet of storage space. It will hold a total of 240 pounds of feed, oats, sweet feed or any grain that you choose. Very strong dual lids cover three compartments. The large compartment will hold 120 pounds and the two smaller compartments will hold 60 pounds each. The convenient handle tray will house up to gallon size containers so you have easy access to your supplements. All the features of this cart are supported with maintenance free wheels with 300 pound capacity each.

AVAILABLE IN:

Black, Burgundy, Granite, Green, Grey, Navy, Purple, Red, Royal Blue

550FC FEED CART

EXTERIOR: 34 1/4" H x 50" L x 30 1/2" W - 75 LBS.

INTERIOR: 21" DEEP

1 COMPARTMENT 11" W x 35" L

2 COMPARTMENTS 11" W x 16" L (EA)



UTILITY CART

An easy to use and easy to clean muck cart that has many uses around the farm or stable. Manufactured with strong double wall polyethylene, this cart utilizes ten cubic feet to house up to 80 gallons. All the features of this cart are supported with two maintenance free wheels, with 300 pound capacity each. This very durable cart will give you many years of service.

AVAILABLE IN:

Black, Burgundy, Granite, Green, Grey, Navy, Purple, Red, Royal Blue

555UC UTILITY CART

31" H x 56" L x 33" W - 65 LBS.



EASY JACK

There is a reason we named this boot jack "Easy Jack". With the Easy Jack you can take boots off with ease, store polish, boot pulls, and much more. The Easy Jack travels well, so just store all your boot goods inside and take it out on the road.

120EJ EASY JACK
5 1/2" H x 11 1/2" W x 19" L - 4 LBS.



TOTE TRAYS

You will be pleased with the strength and quality of these tote trays. Perfect for use around horses, barn, arena or home.

AVAILABLE IN:
Black, Burgundy, Green, Navy, Purple

320PT TOTE TRAY
14" L x 10" W x 4 1/2" H



CHROME & BRASS HANGERS

These hangers will attach to any of our items that hang. To be used when the conventional way can't be achieved.

BRASS	CHROME	
700HB	700HC	HANGERS (5")
750HB	750HC	HANGERS (12")

DRY ERASE PENS


Included with the items that utilize a dry erase board. Extra pens available for your convenience.

708 DRY ERASE PENS

VINYLEX

The perfect solution for cleaning and conditioning plastic and vinyl products. Recommended for auto interiors and rubber products.

720 VINYLEX



ENGRAVED PLATES

Identify or personalize your equipment, mount these just about anywhere. Available in Brass and Chrome, these plates are easily attached.

BRASS	CHROME	
BSB	CSB	1/2" x 3" SM BEVELED PLATE
BHB	CHB	3/4" x 4 1/4" LARGE BEVELED PLATE
B26	C26	2 x 6 PLATE
B28	C28	2 x 8 PLATE
BO46	CO46	4 x 6 OVAL PLATE
BO69	CO69	6 x 9 OVAL PLATE



BRASS RACKS

The classiness of these fine solid brass racks will complete your decor either at the barn or at home. Coated with lacquer, these racks never need polishing, and the style and quality will beautify your stable for years to come.

- 474B** HORSE HEAD W/HORSESHOE
8" HIGH
- 475B** ENGLISH RACK
5" HIGH
- 476B** HORSESHOE RACK
6" HIGH
- 477B** SINGLE HOOK
4" HIGH
- 478B** DOUBLE HOOK
4" HIGH
- 479B** TRIPLE HOOK
4" HIGH
- 480B** HARNESS HOOK
5" DEEP
- 481B** HORSE HEAD HOOK 6"
6" HIGH
- 482B** FOX HOOK 5"
5" HIGH
- 483B** HOOK WITH HORSESHOE
5" HIGH
- 484B** LARGE HORSE HEAD HOOK
6 1/2" H x 3 3/4" D
- 486B** SADDLE SHAPED BRIDLE HOOK
2 3/4" H x 2 1/2" D
- 488B** TACK & HARNESS RACK
3" H x 6" W x 2 1/2" D
- 497B** BRASS & WOOD BRIDLE BRACKET
6" H x 7 1/2" W x 5" D
- 498B** BRASS & WOOD HOOK
2" H x 3" W x 2 3/4" D
- 489B** SADDLE RACK
10 1/2" H x 23" D
- 496B** BRASS & WOOD SADDLE RACK
9" H x 12" W x 20" D



CHROME RACKS

The bright, modern and fresh look of chrome will definitely satisfy your needs. Constructed with solid brass then chrome plated with a mirror finish that will rival the finest tack and barn accessories.

- 474C** HORSE HEAD W/HORSESHOE
8" HIGH
- 475C** ENGLISH RACK
5' HIGH
- 476C** HORSESHOE RACK
6" HIGH
- 477C** SINGLE HOOK
4" HIGH
- 478C** DOUBLE HOOK
4" HIGH
- 480C** HARNESS HOOK
5" DEEP
- 481C** HORSE HEAD HOOK 6"
6" HIGH
- 489C** SADDLE RACK
23" DEEP



POWDER COATED RACKS

If color is what you would like, then these powder coated brass racks will compliment your casual tastes. Priced right for any discipline and for any use.

AVAILABLE IN:
Black, Green, Red

- 975P** ENGLISH
5" HIGH
- 976P** HORSESHOE
6" HIGH
- 977P** SINGLE HOOK
4" HIGH
- 980P** HARNESS HOOK
5" DEEP
- 981P** HORSE HEAD HOOK 6"
6" HIGH



The ideal temporary fencing! Perfect for crowd control, horse shows, or use it around the barn. Use it as a holding pen against your trailer, or easily and quickly set up square pens and even large round pens.

This two rail traditional ranch style elegant fence can be set up in a snap. The portable bases can be filled with sand or water, which anchors the post in windy conditions. Fill the base, insert the post, top off the cap, hook in the rails and your walkway or pen is ready. Easy to take down and store or load into the trailer for the next stop. With unlimited uses, choose your configuration by designating how many corner posts, end posts and line posts you need to complete your layout. Starting with 32 running feet you can add additional fencing in 8 foot increments. We have pre-designed pens available or customize your own shape.



RUNNING FENCE

This starting package contains 32 running feet of Event Fence. Includes 5 Bases, 5 Posts, 5 Caps and eight 8 ft. rails. When designing your layout you must determine how many corner or end post you need for your configuration. Once you have the first 32 feet add more Event Fence in 8 foot increments.

670RF RUNNIG FENCE
48" H X 32' = 4 COMPLETE 8 FT SECTIONS - 140 LBS.

671AF ADDITIONAL FENCE
8' LONG INCLUDES 1 BASE, 1 POST 1 CAP, 2 RAILS - 32 LBS.



THREE SIDED PEN - 8' X 16'

This pre-designed 8' x 16' open sided pen is Ideal to put against a barn wall or the side of a trailer. Includes 5 Bases, 2 End Post, 2 Corner Posts, 1 Line Post, 5 Caps and Eight 8 ft. rails.

672TP THREE SIDED PEN 8' X 16'
48" H X 32' = 4 COMPLETE 8 FT SECTIONS - 140 LBS.



CLOSED PEN - 8' X 16'

This pre-designed 8' x 16' Closed Pen has a small footprint with plenty comfortable room for your horse. Includes 6 Bases, 4 Corner Post, 2 Line Post, 6 Caps and Twelve 8 ft. rails.

673CP CLOSED PEN - 8' X 16'
48" H X 48 FEET = 6 COMPLETE 8 FT SECTIONS - 180 LBS.



SQUARE PEN - 16' X 16'

This pre-packaged designed 16' x 16' Square 4-Sided Pen is roomy and includes 8 Bases, 4 Corner Post, 4 Line Post, 8 Caps and Sixteen 8 ft. rails. Entry and exit is as easy as moving a rail.

674SP SQUARE PEN 16' X 16'
48" H X 64 FEET = 8 COMPLETE 8 FT SECTIONS - 242 LBS.



ROUND PEN - 50' DIAMETER

This pre-packaged 50 foot diameter Round Pen. Ideal for Seminars, Clinics, Horse Shows and around the barn at home. This Portable Round Pen is suitable for anytime you want to train or exercise your horse where you may not want a permanent in-ground Round Pen. Includes 15 Bases, 15 Line Posts, 15 Caps and Thirty 8 ft. rails.

675RP ROUND PEN 50' DIAMETER
48" H X 120 FEET = 15 COMPLETE 8 FT SECTIONS - 505 LBS.



WESTERN TRAIL



WESTERN TRAIL



RISER BLOCKS

Designed to replace painted wood blocks that chip, peel and rot, these Polyethylene Riser blocks will last a life time. Burlingham Sports Riser Blocks are made extra heavy and can hold the ground rail at the required 8" or 12" height. Available in sets of 8 and sets of 12 individual Riser Blocks.

- 700RB** RISER BLOCKS (SET OF 8)
701RB RISER BLOCKS (SET OF 12)
9" x 6" x 6" - 3 LBS. EA



TRAIL CONES

These 18" tall, bright orange, simple design features a heavy rubber base that will keep the cone upright in all weather conditions. Trail Cones are great for training and many other uses around the barn. Trail Cones are available in sets of 8 and sets of 12 individual cones.

- 703TC** TRAIL CONES (SET OF 8)
704TC TRAIL CONES (SET OF 12)
18" H x 11" x 11" BASE - 4 LBS. EA



WATER BOX

Measuring 4' x 6' the Water Box is ideal for training and competitive trail courses and is constructed with lightweight durable vinyl and a foam border. We recommend including the heavy 3/4" rubber mat that fits in the bottom. Fill with up to 3" of water and your ready to go.

- 893WBM** WATER BOX W/MAT
4' x 6' - 98 LBS.
892WB WATER BOX
4' x 6' - 8 LBS.



FLOWER BOXES

These durable, lightweight, boxes look like wood, but will last for years, whether indoors or out. Sold by the pair, each individual Flower Box can be placed separately in your course. Complete your course by adding vibrant colored flowers to your flower boxes.

AVAILABLE IN:

Black, Brown, Burgundy, Granite, Green, Grey, Lt. Grey, Navy, Purple, Red, Royal Blue, White, Yellow

- 690FB** FLOWER BOX SMALL (PR)
692FB FLOWER BOX SMALL (PR) W/FLOWERS
7" H x 5 1/2" W x 42" L (EA) - 6 LBS.



GATE ROPE

Traditional rope materials are woven into a 3/4" x 96" rope including loops at each end. Both loop will easily slide over any gate post.

- 707GR** GATE ROPE
3/4" x 96" L - 3 LBS.



GROUND RAILS

Wood rails measure 3 1/2" in diameter and are available in 12' and 6' lengths. Wood rails naturally have open cracks, they are patched and filled then painted with a minimum of 4 coats of outdoor paint. Ground Rails are available in solid White or White with colored stripes. Stripe colors available: Black, Blue, Green and Red. Pole packages can include striped or solid White poles.

- 712RS8** GROUND RAILS - 12' ASSORTED (SET OF 8)
712RS12 GROUND RAILS - 12' ASSORTED (SET OF 12)
712RS16 GROUND RAILS - 12' ASSORTED (SET OF 16)
712RS20 GROUND RAILS - 12' ASSORTED (SET OF 20)
706RS8 GROUND RAILS - 6' ASSORTED (SET OF 8)
706RS12 GROUND RAILS - 6' ASSORTED (SET OF 12)
3 1/2" x 12' L - 25 LBS.
3 1/2" x 6' L - 13 LBS.

WESTERN TRAIL PACKAGES

THE ESSENTIALS PACKAGE

“The Rope Gate” The classic designed wood gate is finished with 4 coats of outdoor paint and the pickets have red cedar deck oil.

“The Bridge” The only way to make a strong bridge is with 2 x 4 and 2 x 6 dry lumber. Unlike painted surfaces that will instantly chip, this bridge is coated with red cedar deck oil. This outdoor deck coating keeps the wood young for years. Two halves bolt together to create a 39” x 72” bridge for training or competition.

“The Mailbox” The all weather PVC stand is reinforced at the base for added strength and capped off with a traditional metal mailbox at the perfect 60” height.

770EP THE ESSENTIALS PACKAGE

CONTAINS:

- 1 - ROPE GATE (PR) - 34” W x 66” H (EA) - 55 LBS. EA
- 1 - ROPE - 34” x 96” L - 3 LBS.
- 1 - BRIDGE - 39” W x 72” L - 96 LBS.
- 1 - MAIL BOX - 60” H - 18 LBS.



BASIC PACKAGE

Includes all the components of The Essentials Package: The Rope Gate, Rope, Bridge and Mail Box. We add Eight 12’ Ground Rails and Two 6’ Ground Rails to complete the Basic Package. This package is great for beginners and training at all levels. Step up your course by adding Riser Blocks, Trail Cones, Flower Boxes a Water Box or more Rails to help increase your training level.

771BP BASIC PACKAGE

CONTAINS:

- 1 - ROPE GATE (PR)
- 1 - ROPE
- 1 - BRIDGE
- 1 - MAIL BOX
- 8 - 12’ GROUND RAILS
- 2 - 6’ GROUND RAILS



COMPETITION PACKAGE

Includes all the components of the Essentials Package: The Rope Gate, Rope, Bridge and Mail Box. We add 2 pairs of Flower Boxes W/Flowers, 1 Water Box W/Mat, 1 (Set of 12) Riser Blocks, Twelve 12’ Ground Rails and Four 6’ Ground Rails. Great package for competition but if your course needs to be larger, add Trail Cones, additional Riser Blocks, Flower Boxes or as many Ground Rails needed to complete your course.

772CP COMPETITION PACKAGE

CONTAINS:

- 1 - ROPE GATE (PR)
- 1 - ROPE
- 1 - BRIDGE
- 1 - MAIL BOX
- 2 - PAIR FLOWER BOXES W/FLOWERS
- 1 - WATER BOX W/MAT
- 1 - RISER BLOCKS (SET OF 12)
- 12 - 12’ GROUND RAILS
- 4 - 6’ GROUND RAILS





DRESSAGE





WELLINGTON ARENA

We have taken the standard block and rail system and made it better. The Wellington Arena features a set-in design that is user friendly for set up. The rails are pre-measured so you simply place the rail into the supports which assures perfect increments every time. The Wellington supports are made with white UV stabilized polyethylene. The 100% UV treated material is super tough and durable and will withstand abuse and all weather conditions. The Wellington Arenas are highly stable in high wind areas. We use ribbed rails (not hollow) that are made of 100% UV resistant PVC. Ribbed rails add strength, durability and rigidity. The Wellington Arena uses 1 1/2" x 5 1/2" rails that make the height the required 12". The supports (Cones) are also sold separately and designed to house round rails. If you choose, you can set up your arena using fence rails or jump rails you have on hand. The Wellington Trainer allows you to make a full size course with fewer rails placed for training giving this unique design many advantages not found with other arenas. Wellington Driving Arena is also available.

924WA	WELLINGTON ARENA - 20 x 40 METER
926WA	WELLINGTON ARENA - 20 x 60 METER
926WT	WELLINGTON TRAINER - 20 x 60 METER
929WD	WELLINGTON DRIVING ARENA - 40 x 100 METER
920WC	WELLINGTON ARENA CONES (EA)
920WCC	WELLINGTON ARENA CORNER CONES (EA)

For further information, instructions and complete specifications please visit, BurlinghamSports.com.

On the home page click on the **Forms** tab in the header. All PDF information is under the **Instructions** section on the left.



CLASSIC ARENA

This Classic Arena, by Premier Equestrian, offers a simple, classic design that is safe, lightweight and easy to install. For permanent or temporary installations, the Classic Arena is available in either the post anchor system or the base weight system. The posts are 5" x 5" x 16" and the rails measure 1 1/2" x 5 1/2" and are set at a height of 14". The Classic Arena includes two decorative round ball caps for the gate area.

932CA	CLASSIC W/BASE WEIGHT 20 x 40 METER
930CA	CLASSIC W/BASE WEIGHT 20 x 60 METER
942CA	CLASSIC W/POST ANCHOR 20 x 40 METER
940CA	CLASSIC W/POST ANCHOR 20 x 60 METER

Available only for the Classic Arena are two styles of caps for the gate entrance area. The Gothic Top and the Horse Top.

930GT	GOthic TOP (EA)
930HT	HORSE TOP (EA)



JUNIOR CLASSIC ARENA

This Junior Classic, by Premier Equestrian, is a great entry level complete arena at an affordable price. The Junior Classic comes standard with the Post Anchor System for permanent installation. The Post are 4" x 4" x 14", the rails measure 7/8" x 3" and are set to a height of 12". The Junior Classic includes two decorative round ball caps for the gate area.

952JC	JUNIOR CLASSIC ARENA 20 x 40 METER
950JC	JUNIOR CLASSIC ARENA 20 x 60 METER



ELITE LETTERS & TOWER LETTERS

Burlingham Sports Dressage letters are designed to withstand even the windiest conditions. These exceptionally stable cones have appropriate and centerline letters painted on at a height that allows them to be seen at a distance over all types of dressage arena rails. Our unique design prevents the cones from sticking together when stacked and the top recessed cup of the Tower Letters allows them to be decorated with flowers or utilize a flower pot for a touch of color.

918EL	SET OF 8	ELITE LETTERS	18" TALL W/16" BASE
922EL	SET OF 12	ELITE LETTERS	18" TALL W/16" BASE
908TL	SET OF 8	TOWER LETTERS	30" TALL W/26" BASE
912TL	SET OF 12	TOWER LETTERS	30" TALL W/26" BASE



BERKSHIRE DRESSAGE LETTERS

The Berkshire Line of letters breaks the tradition of the three sided Burlingham Sports Elite and Tower Letters, introducing square letters in two sizes. The Berkshire Dressage Letters or the Berkshire Cube Letters are silk screened on all four sides. For high wind areas we designed the Berkshire Bottom Plate. Fill the cone with sand and slide the bottom plate on and your letters will stay put.

914BL	SET OF 8	BERKSHIRE LETTERS	22" TALL W/16" BASE
915BL	SET OF 12	BERKSHIRE LETTERS	22" TALL W/16" BASE
964BL	SET OF 8	BERKSHIRE LETTERS W/BOTTOM	
965BL	SET OF 12	BERKSHIRE LETTERS W/BOTTOM	
916CL	SET OF 8	BERKSHIRE CUBE LETTERS	12" TALL W/16" BASE
917CL	SET OF 12	BERKSHIRE CUBE LETTERS	12" TALL W/16" BASE



RAIL LETTERS & WALL LETTERS

These high quality Rail and Wall Letters are 8" x 12" and UV treated. Each plaque displays the main letter and the centerline letter. Letters are silk screened onto the plaque eliminating the chance of adhesives working loose. Each plaque is die cut with rounded corners and the Rail Letters have 1 1/2" channels attached to the back of each plaque.

901RL	RAIL LETTERS SET OF 8
902RL	RAIL LETTERS SET OF 12
903WL	WALL LETTERS SET OF 8
904WL	WALL LETTERS SET OF 12



ARENA FLOWER BOX

Burlingham Sports has designed a beautiful Arena Flower Box that can be used along with the Dressage Arena or just around the show barn. This beautiful, traditional looking box will hold up to a five gallon plant or multiple single gallon pots. The Arena Flower Boxes can be used with your Dressage Arena by hanging Rail Letters over the top edge of the box.

900FB	ARENA FLOWER BOX
	14 3/4" x 14 3/4" x 22" H - 10 LBS.



ARENA LETTER MARKERS

Save the hassle, time and money with no more tape. Markers contain a red 2" x 5 1/2" UV plaque and have a channel attached on the back, which simply snaps into place on any 1 1/2" dressage arena rail.

930LM	LETTER MARKERS SET OF 8
932LM	LETTER MARKERS SET OF 12



JUMPS & ACCESSORIES





QUICK CAVALETTI

At the push of a foot, the Quick Cavaletti will help you through numerous exercises. With heights from 6", 8", 10" and 12", you can even set a low grid or bounce workout. Sold in pairs, these Cavaletti's will work beautifully with 4" Poles, 3 1/2" Poles and 3 1/2" x 3 1/2" 4 x 4 Lumber.

AVAILABLE IN:

Black, Brown, Burgundy, Granite, Green, Grey, Navy, Purple, Red, Royal Blue, White

800QC QUICK CAVALETTI
14" x 14" x 5" W - 4 LBS. (EA)



LI'L STACKER

One pair of the Li'l Stacker will raise your pole 2" off the ground. Stack and snap together multiple Li'l Stackers to raise your pole in continuous 2" increments. When stacked they stay connected to making it easy to design a multi-height exercise. Li'l Stackers are packaged two pair of one color per package, available in 6 colors.

AVAILABLE IN:

Black, Hunter Green, Purple, Red, Royal Blue, White

649LS LI'L STACKER (2-PR)
3" H x 6" L x 6" W - 2 LBS. (PER 2 PAIR)



THE STACKER

The ultimate jump system from Burlingham Sports combines durability, attractiveness and versatility. Made of UV stabilized polyethylene for bright long lasting color, the multilevel "Stacker" allows you to build a jump anywhere from 6" to 2'0", in 3" increments. It's a valuable training tool, lunging aid and is a portable obstacle for all disciplines.

AVAILABLE IN:

Black, Brown, Burgundy, Granite, Green, Grey, Navy, Pink, Purple, Red, Royal Blue, White

650TS THE STACKER (PR)
20 1/2" H x 31" L x 11" W - 18 LBS. (PER PAIR)



THE STACKER & STACKER STAND COMBO

The Stacker and Stacker Stand Combo consists of a Stacker and Stacker Stand that makes this incredibly clever jump system reach heights anywhere up to 3'6" utilizing the standard 3" increments. The "Stacker Stand" can also be purchased separately which allows you to continue to build your height up to 5'0".

AVAILABLE IN:

Black, Brown, Burgundy, Granite, Green, Grey, Navy, Pink, Purple, Red, Royal Blue, White

652SC THE STACKER & STACKER STAND COMBO (PR)
38 1/2" H x 31" L x 11" W - 46 LBS. (PER PAIR)

651SS THE STACKER STAND (PR)
18" H x 31" L x 11" W - 28 LBS. (PER PAIR)





FLOWERS

Eliminate your clients need to search for flowers by providing packaged jump flowers in your store. The flowers are beautifully packaged for retail display as shown. Each bag contains eight flowers of the same style and color. Ideal for decorating flower boxes, these flower bushes are full bodied, 13" high, long lasting silk and available in nine bright colors, plus greens. Note: Styles and colors subject to availability.



FLOWER BOXES

The perfect, portable ground line. Burlingham Sports decorative Flower Boxes blend form with function. A pair of these durable, lightweight boxes have the appearance of wood, but will last for years indoors or out. Sold by the pair, each Flower Box has an easy carry handgrip and recessed flower holes. Available in two different sizes.

AVAILABLE IN:

Black, Brown, Burgundy, Granite, Green, Grey, Lt. Grey, Navy, Purple, Red, Royal Blue, White, Yellow

690FB FLOWER BOX SMALL (PR)
7" H x 5 1/2" W x 42" L (EA) - 6 LBS.

695FB FLOWER BOX LARGE (PR)
7" H x 5 1/2" W x 66" L (EA) - 10 LBS.




FLOWER BOXES WITH FLOWERS

For your convenience we are able to ship pairs of Flower Boxes with Flowers included. Ideal for clients with specific needs, such as drop shipping Flower Boxes and Flowers directly to your client's arena or stable. Contains one pair Flower Boxes and two or three bags of Flowers depending on the Flower Box size. Select Flower and Flower Box colors, they all arrive in one easy shipment.

692FB FLOWER BOX SMALL (PR) W/FLOWERS

696FB FLOWER BOX LARGE (PR) W/FLOWERS



FLOWER BOX SMALL



FLOWER BOX LARGE



FLOWER STAIRS

The stair shape provides two stacked rows of flowers raising your ground line up to 15" plus the height of the flowers. The two piece set will fill your jump and last for years in all weather conditions. No painting needed, no wood boxes falling apart. Designed with a plug at the bottom to fill with sand for added stability in windy areas. Choose five bags of Flowers and they will arrive with the Flower Stairs all in one convenient complete package.

AVAILABLE IN:

Black, Brown, Burgundy, Green, Lt. Grey, Purple, Red, Royal Blue, White

- 696FS** FLOWER STAIRS (SET)
15" H x 12" W x 57 1/2" L (EA) = 9' 7" LONG SET - 50 LBS.
- 697FS** FLOWER STAIRS (SET) W/FLOWERS INCLUDED
15" H x 12" W x 57 1/2" L (EA) = 9' 7" LONG SET - 50 LBS.



FLOWER STRIP

The 12" tall Flower Strip flowers are pre-attached creating the natural appearance of flowers growing out of the ground. Choose from nine flower colors plus greens.

FLOWER COLORS:

White, Yellow, Pink, Fuchsia, Blue, Red, Purple, Carnation Patriotic, Sunflower, Greens

- 691FS** FLOWER STRIP 10' (SET)
5" W x 31 1/2" L x 3 PC = (7' 10 1/2" LONG) - 6 LBS.
- 693FS** FLOWER STRIP 12' (SET)
5" W x 31 1/2" L x 3 PC = (10' 6" LONG) - 8 LBS.



PONY POST STANDARDS

These 45" tall Pony Post Standards are shorter replicas of our standard Post Standards. The highest jump is 3'6" and each jump height is clearly marked. The shorter height makes these standards versatile for many applications. Two styles are available, the standard pinned version or choose them with the keyhole metal track attached for utilizing pin-less cups.

AVAILABLE IN:

Brown, Green, Royal Blue, White

840PS PONY POST STANDARD
45" TALL - JUMPS 1'0" TO 3'6" - 9 LBS. (EA)

842PS PONY POST STANDARD W/KEYHOLE TRACK
45" TALL - JUMPS 1'0" TO 3'6" - 12 LBS. (EA)



PONY JUMP STANDARDS

Our 45" Pony Jump Standards are sold in pairs and come with solid pin holes, and are outfitted with a recessed area to house our "Metal Keyhole Track". You can jump up to 3'6" with these 45" Standards, as each jump height is clearly marked. When Pinless cups are desired please add our "Metal Keyhole Track" to the standards.

AVAILABLE IN:

Brown, Green, Royal Blue, White

71JS PONY JUMP STANDARD
24"W x 45"H - JUMPS 1'0" TO 3'6" - 19 LBS. (EA)

894JT METAL TRACK - KEYHOLE 36" (PR)





POST STANDARDS

You can jump up to 4'9" with our 5' Standards, and 5'9" with our 6' Standards, as each jump height is clearly marked. Our "Post Standards" are sturdy, lightweight, maintenance free, and very stable utilizing the 28" cross shaped base. Designed with a plug at the bottom of each base, you can fill the base with sand for added stability if needed.

AVAILABLE IN:

Brown, Burgundy, Green, Lt. Grey, Red, Royal Blue, White

850PS POST STANDARD
5' TALL - JUMPS 1'3" TO 4'9" - 15 LBS. (EA)

860PS POST STANDARD
6' TALL - JUMPS 1'3" TO 5'9" - 18 LBS. (EA)



POST STANDARDS W/KEYHOLE TRACK

Sturdy, lightweight and maintenance free, these standards are fitted with the Keyhole Metal Track system that will accept most pinless jump cups.

AVAILABLE IN:

Brown, Burgundy, Green, Lt. Grey, Red, Royal Blue, White

852PS POST STANDARD W/PINLESS JUMP CUP TRACK 5'
5' TALL - JUMPS 1'3" TO 4'9" - 15 LBS. (EA)

862PS POST STANDARD W/PINLESS JUMP CUP TRACK 6'
6' TALL - JUMPS 1'3" TO 5'9" - 18 LBS. (EA)




899JC




899JCFL



896BAD



897JC



897JCFL



896BAS



890PC



890PC



897BAD



895PC



895PC 1.5



897BAS

JUMP CUPS

- 899JC** METAL CUPS W/PIN & CHAIN (PR)
- 899JCF** METAL CUPS FLAT W/PIN & CHAIN (PR)
- 897JC** METAL PINLESS CUPS (PR)
- 897JCF** METAL PINLESS CUPS FLAT (PR)
- 890PC** PLASTIC REVERSIBLE CUPS W/ATTACHED PIN (PR)
- 892RP** PLASTIC REPLACEMENT PINS (PACK OF 10)
- 895PC** PLASTIC PINLESS REVERSABLE CUPS (PR)
- 895PC 1.5** PLASTIC PINLESS REVERSABLE 1.5" CUPS (PR)
- 896BAD** METAL BREAKAWAY PINNED - DEEP (PR)
- 896BAS** METAL BREAKAWAY PINNED - SHALLOW (PR)
- 897BAD** METAL BREAKAWAY KEYHOLE - DEEP (PR)
- 897BAS** METAL BREAKAWAY KEYHOLE - SHALLOW (PR)



METAL KEYHOLE JUMP CUP TRACK

- 894JT** METAL TRACK - KEYHOLE 36" (PR)
- 896JT** METAL TRACK - KEYHOLE 48" (PR)
- 898JT** METAL TRACK - KEYHOLE 60" (PR)



PERFECT POLES

Imagine never having to paint a wood pole again! The "Perfect Pole" from Burlingham Sports starts with a 3 1/4" wood jump pole which is then encapsulated in polyethylene. The result is a completely sealed, all weather 3 1/2" jump rail. The "Perfect Pole" has the weight of wood combined with the long lasting, color fast durability of rotational molded plastic. Both the 10' and 12' Perfect Poles are available in 11 UV stabilized colors. White 8' perfect Poles are available as well as Unfinished Natural Wood 3 1/2" jump rails. Optional striping kits are also available for further customization.

AVAILABLE IN:

Blonde, Black, Brown, Burgundy, Green, Lt Grey, Purple, Red, Royal Blue, White, Yellow

- 808PP** PERFECT POLES 8' - 20 LBS.
- 810PP** PERFECT POLES 10' - 25 LBS.
- 812PP** PERFECT POLES 12' - 30 LBS.
- 810U** UNFINISHED WOOD 10' - 20 LBS.
- 812U** UNFINISHED WOOD 12' - 25 LBS.

STRIPES FOR POLES

Stripes for Jump Poles (*pictured to the right*) are available in nine bright, beautiful colors. These stripes are thicker than most stick-on stripes available. The 8 ml. Thick vinyl helps resist the abuse of every day use. The color is not printed on the vinyl, but silk screened to resist the vibrant colors from fading. These stripes come 12" wide and can be cut to any width (3", 4", 6", etc.) or double them up to make 24" stripes. They are sold in a set of three 12" stripes.

AVAILABLE IN:

Black, Burgundy, Green, Navy, Purple, Red, Royal Blue, White, Yellow

- 812S** STRIPES (SET OF 3)



STRIPED PERFECT POLES


The Perfect Pole with stripes! The stripe color is molded into the polyethylene giving the pole a seamless change of color that will not fade or rub off. Our manufacturing process eliminates the problems associated with painting, such as chipping and peeling. Perfect Poles, will provide years of maintenance free service. White poles with three stripes in one of 5 standard color choices. Also shown is the Birch Perfect Pole.

AVAILABLE IN:

White Poles W/Stripes in: Black, Royal Blue, Green, Red, Yellow

- 810SP** STRIPED PERFECT POLES 10' - 25 LBS.
- 812SP** STRIPED PERFECT POLES 12' - 30 LBS.
- 80PPB** BIRCH - PERFECT POLE 10' - 25 LBS.
- 82PPB** BIRCH - PERFECT POLE 12' - 30 LBS.

Below are two pictures showing the completely sealed end and a cut away view of the wood rail completely encapsulated with the polyethylene.





JUMP STANDARDS 5'

Our 5' Jump Standards are sold in pairs and come in four beautiful designs that have the look and function of wood. You can jump up to 4'9" with these 5' Standards, as each jump height is clearly marked on each standard. All our Standards have solid pin holes, and are outfitted with a recessed area to house our "Metal Keyhole Track" for most styles of pinless jump cups. For custom and two color 5' Jump Standards see page 24.

AVAILABLE IN:

Black, Brown, Burgundy, Green, Lt. Grey, Red, Royal Blue, White

- 81JS** STANDARD 81
- 82JS** STANDARD 82
- 83JS** STANDARD 83
- 84JS** STANDARD 84
27" W X 60" H - 25 LBS. (EA)




GATES

These lightweight easy to move gates are a perfect partner to the four Standard designs. Available for both 10' and 12' jumps. For custom and two color gates see page 24.

AVAILABLE IN:

Black, Brown, Burgundy, Green, Lt. Grey, Red, Royal Blue, White

- 81G** GATE 81
- 82G** GATE 82
- 83G** GATE 83
- 84G** GATE 84
23" H X 10' OR 12' - 40 LBS.
- 812G** 12' EXTENDER



PONY GATES

These gates measure 11" high so the lowest jump height can be set at 1'0". Multiple uses for any jump, any size horse, at home or in the pony ring. The Pony Gates are available in two styles and seven colors.

AVAILABLE IN:

Brown, Burgundy, Green, Lt. Grey, Red, Royal Blue, White

- 85PG** PONY GATE 85
- 86PG** PONY GATE 86
11" H X 10' L - 34 LBS.
- 856G** 12' EXTENDER



JUMP STANDARDS 6'

Jump up to 6' using any of these four Jump Standard designs. Our Jumps Standards are clearly marked with jump heights, have solid pin holes and are outfitted with a recessed area to house our "Metal Keyhole Track". The 6' Standards are available in white with white trim or white with 14 trim color options.

AVAILABLE IN WHITE WITH WHITE TRIM

AVAILABLE IN WHITE WITH TRIM COLORS:

Beige, Black, Brown, Burgundy, Granite, Green, Grey, Lt. Grey, Navy, Purple, Red, Royal Blue, White, Yellow

87JS	STANDARD 87
88JS	STANDARD 88
89JS	STANDARD 89
90JS	STANDARD 90 34" W x 72" H - 38 LBS. (EA)



FLOWER BASKET

Using live or artificial, ferns or flowering plants, decorate your 88JS Jump Standards utilizing a pair of these beautiful hanging baskets. Available in all the trim colors, these baskets come complete with chain and hardware for easy installation.

AVAILABLE IN:

Beige, Black, Brown, Burgundy, Granite, Green, Grey, Lt. Grey, Navy, Purple, Red, Royal Blue, White, Yellow

88FB	FLOWER BASKET (PR) 11" ROUND x 9" HIGH
-------------	---



BERKSHIRE JUMP NUMBERS

Complete sets for the horse show or for training use. Cube numbers are 12" tall with a 16" base and available in White or Red with numbers on one side. Two sized sets available, sets of 17 and sets of 24. These cube numbers nest with each other for easy stacking and storage.

891JN	JUMP NUMBER (SET OF 17) NUMBERS 1-12 + 2-A'S, 2-B'S, 1-C'S
892JN	JUMP NUMBER (SET OF 24) NUMBERS 1-16 + 3-A'S, 3-B'S, 2-C'S



5' STANDARDS & GATES - CUSTOM

Customize the four basic designs, using unlimited color and design combinations to match your barn colors and personal taste.

JUMP & GATE COLORS:

Black, Brown, Burgundy, Green, Lt. Grey, Red, Royal Blue, White

TRIM COLORS:

Beige, Black, Brown, Burgundy, Granite, Green, Grey, Lt. Grey, Navy, Purple, Red, Royal Blue, White, Yellow

82X	STANDARD 82X
83X	STANDARD 83X
84X	STANDARD 84X
82GX	GATE 82GX
83GX	GATE 83GX
84GX	GATE 84GX





SPECIALTY JUMPS





STANDARDS - ROCK OR BRICK

Realistic simulated Red Brick, Travertine Rock and Stone Wall that look so authentic, you will think a mason built it. Choose from three styles of masonry and four jump colors.

MAIN STYLES:

Red Brick, Travertine Rock, Stone Wall



JUMP COLORS:

White, Brown, Lt. Grey, Black

83XRB RED BRICK STANDARDS

83XTR TRAVERTINE ROCK STANDARDS

83XSW STONE WALL STANDARDS - 32 LBS. (EA)



GATES - ROCK OR BRICK

Realistic simulated Red Brick, Travertine Rock and Stone Wall that are a great partner for your rock or brick Standards. Choose from three styles of masonry and four Gate colors.

MAIN STYLES:

Red Brick, Travertine Rock, Stone Wall

GATE COLORS:

White, Brown, Lt. Grey, Black

83GRB RED BRICK GATE

83GTR TRAVERTINE ROCK GATE

83GSW STONE WALL GATE - 60 LBS.



WALLS

Walls that match your Red Brick, Travertine Rock and Stone Wall Standards. Spruce up your arena using these walls in any jump application. Will fit in both 10' and 12' jumps.

- 822RB** RED BRICK WALL SET (10')
- 824SW** STONE WALL SET (10')
- 823TR** TRAVERTINE ROCK WALL SET (10')
2'0" H x 9'6" L - 56 LBS. PER SET
- 832RB** RED BRICK WALL SET (12')
- 834SW** STONE WALL SET (12')
- 833TR** TRAVERTINE ROCK WALL SET (12')
2'0" H x 11'6" L - 78 LBS. PER SET



WALLS - PICKET FENCE

This Picket Fence Wall can match or contrast the color of your standards. Decorate by adding a splash of color to the wall with flowers, using the 18 recessed flower holes.

AVAILABLE IN:

Brown, Burgundy, Green, Lt. Grey, Red, Royal Blue, White

- 820PF** PICKET FENCE
2'0" H x 9'6" L - 48 LBS. PER SET



WALLS - SLAT WOOD

This wood grained wall stands 18" high. Decorate by adding a splash of color to the wall with flowers, using the 18 recessed flower holes. When used in extremely windy areas stabilize the wall by adding sand in the bottom.


AVAILABLE IN:

Birch, Brown, Burgundy, Green, Lt. Grey, Red, Royal Blue, White

- 813SW** SLAT WALL
1'6" H x 7" W x 8'0" L - 36 LBS. PER SET



SAMPLE OF STONE WALLS



SAMPLE OF PICKET FENCE WALL



SAMPLE OF SLAT WOOD WALL



JUMP STANDARDS 6' STONE

Capturing the look of the old world brown stone and grey stone buildings of the past, these 6' standards make a statement in your arena. These jumps have all the same features that you expect from Burlingham Sports. These standards are available with white standards and your choice of Brown Stone or Grey Stone.

AVAILABLE IN:

White W/Brown Stone

White W/Grey Stone

91JS BROWN STONE (PR)

91JS GREY STONE (PR)
34" W x 72" H - 38 LBS. (EA)



CULVERT

The Culvert is made in your choice of old world "Grey Stone" or "Brown Stone". Standing 2'3" high these Stone Culverts are available in both 10' and 12' lengths. Increase your jump height by adding Stone Stacks in 6" increments to build your obstacle as high as you desire. Beautify your jump by adding flowers in the recessed holes on top of your Culvert.

AVAILABLE IN:

Grey Stone, Brown Stone

818C CULVERT 10'
2'3" H x 9'6" L - 58 LBS. PER SET

819C CULVERT 12'
2'3" H x 11'6" L - 66 LBS. PER SET



STONE STACKS

The versatility of Stone Stacks allows you to build a wall for any training level. Simulated Grey Stone or Brown Stone are made 6" high in both 10' and 12' lengths and have recessed holes which allow you to add flowers. Use a single set of Stone Stacks or add additional sets to build a wall in 6" increments to the height custom for your jump. Marry Stone Stacks with the Culvert and build an obstacle as high and demanding as you would like.

AVAILABLE IN:

Brown Stone, Grey Stone.

816SS STONE STACKS 10'
6" H X 9'6" L - 24 LBS. PER SET

817SS STONE STACKS 12'
6" H X 11'6" L - 30 LBS. PER SET



ROLL TOP

Artificial grass covers the curved surface and the back side has an attractive lattice pattern. The outdoor "imitation" grass and the polyethylene frame withstand all weather conditions. Lightweight and easy to maneuver these 2'0" high Roll Tops are available for 10' and 12' jumps. They come in two pieces that completely fill the space between your standards.

827RT ROLL TOP 10'
2'0" H X 2'0" W X 9'6" L - 60 LBS. PER SET

829RT ROLL TOP 12'
2'0" H X 2'0" W X 11'6" L - 70 LBS. PER SET



BRUSH BOX

The traditional design of this free standing brush box creates an attractive way to fill any jump. With the realistic look of wood but lightweight mobility, this brush box is an important accessory for any course. The top rail is 18" high, and if you add flowers or greens to the top rail it is about 24" to the top of the flowers. When you add Burlingham Sports bags of flowers the Brush Box uses four bags.

AVAILABLE IN:

Brown, Burgundy, Green, Lt. Grey, Red, Royal Blue, White

699BB BRUSH BOX
18" H X 6" W X 9'6" L - 32 LBS.



WATER HAZARD

This Water Jump or Liverpool is a must for jumper, equitation and event barns. This Water Hazard is constructed from lightweight durable vinyl and a foam border for safety. Holds water up to 3" deep and can be folded for easy storage.

894WH WATER HAZARD
9'6" L X 4'4" W



BIRCH JUMP STANDARDS

Available in both 5' and 6' sizes. Polyethylene Birch Jumps exceed expectations. Long lasting birch log jumps will continually revitalize your arena as if you cut fresh logs every spring. Birch Jump Standards have solid drilled pin holes for pinned jump cups. They are also outfitted with a recessed area to house our "Metal Keyhole Track" when pin-less cups are preferred. The 6' size has a recessed area to add Flowers or Greens to each wing.

80JS - Birch Jump Standards (Pr)
- 27" W X 61" H - Jumps 1'3" TO 4'9"

86JS - Birch Jump Standards 6' (Pr)
- 27" W X 68" H - Jumps 1'3" TO 5'6"



BOXWOOD HEDGE

No trimming or watering needed! This portable Boxwood Hedge stands 18" high and will enhance your arena for years to come.

814BH - Boxwood Hedge
- 1'6" H X 8" W X 8'0" L - 44 LBS. PER SET



BIRCH GATE

The perfect partner for the Birch Standards or add this 18" Birch Gate to your existing course to give it a complete new look. Standard 10' Length or add the 12' Gate Extenders for your 12' Jumps.

80GB - Birch Gate
- 18" H X 10'

80GEB - 12' Extender



BIRCH - PERFECT POLES

From the forest to your arena this birch pole is milled to 3 1/2". The Birch pole has the weight of wood combined with the long lasting, durability of rotational molded polyethylene. Also available are Cedar Perfect Poles and Log Perfect Poles

AVAILABLE IN:

80PPB BIRCH - PERFECT 10' 22 LBS.
82PPB BIRCH - PERFECT 12' 27 LBS.
78PPC CEDAR - PERFECT 10' 22 LBS.
79PPC CEDAR - PERFECT 12' 27 LBS.
83PPL LOG - PERFECT 10' 22 LBS.
84PPL LOG - PERFECT 12' 27 LBS.



ROCK SETS

The choice of Desert Sand or Yosemite Granite, each Rock Set includes 5 single stones the tallest of which is 22" high. Each set also includes five single, mountain and desert grass bushes. Arrange the lightweight rocks around or under your jump. Easily plunge your grass bushes in your surface to decorate between the rocks. Both the rocks and grass bushes are easily moveable for quick course changes. Lightweight stackable pieces make set up and removal a snap!

826RSD ROCK SET - DESERT SAND - 42 LBS.

826RSY ROCK SET - YOSEMITE GRANITE - 42 LBS.



LOG JUMPS

Enhance your natural course using these versatile amazing real looking logs. Manufactured with polyethylene these lightweight logs will last much longer than real logs. Each log measures 24" in diameter and 65" long. Use a single log for a skinny obstacle or it can be used with a pole inside to raise and lower to your desired jumping height. Two logs can also be put side by side on a pole. Use a pair of these logs as an obstacle to fill your 12' jump. You can easily add sand in the log if you want to add weight. With our Metal Keyhole Track added, stand them up and you now have a pair of wing standards. Mix and match with other jump components which leads to many uses and an endless variety of jump designs.

825LS LOG - SINGLE 65"
24" DIA. x 65" - 48 LBS. (EA)

825LD LOG - 2 PIECE SET 130"
24" DIA. x 130" L - 96 LBS.

825LW LOG - WING STANDARDS (PR)
24" DIA. x 65" H - 48 LBS. (EA)



CEDAR SPLIT RAIL JUMP STANDARDS W/TRACK

Jump over 5' with these 68" high Wing Standards. Maintenance free jumps are modeled from fresh cut split rail fencing right from the ranch. Metal Keyhole Track is standard on these jumps. Rotational Molded Polyethylene jumps have never looked so natural.

79JSR CEDAR SPIT RAIL STANDARDS W/TRACK (PR)
32" W X 68" H 26 LBS. EA.



CEDAR SPLIT RAIL FENCE

These beautiful, Cedar Split Rail Fence are 2'3" high and 118" long. The 2 piece set fits perfectly within a 10' or 12' jump. For large event jumps you can use 3 single pieces which will put a fence completely across a 16' jump.

78CSR CEDAR SPIT RAIL FENCE (2 PC SET)
2' 3" H X 9'10" L 30 LBS. PER SET



STONE COLUMN STANDARDS W/TRACK

Jump over 5' using these beautiful 68" high, 10" x 10" natural Stone Columns, a great addition to your Hunter Derby or Eventing courses. Each column has a bottom plug to easily add sand for mandatory stability and a Metal Keyhole Track for Pinless Jump Cups. Add a second set to the opposite side making these perfect for an Option Obstacle.

AVAILABLE IN:
Grey or Brown

740SC STONE COLUMN STANDARDS W/TRACK (PR)
10" X 10" X 68" TALL - JUMPS TO 5'3" 20 LBS. EA.

898JT OPTIONAL 2ND PAIR OF METAL PINLESS JUMP TRACK 60"



STONE COLUMN WING STANDARDS W/TRACK

We've combined two Stone Columns with connectors to make majestic Wing Standards. Each column has a bottom plug to easily add sand for mandatory stability and a Metal Keyhole Track for Pinless Jump Cups. Add a second set to the opposite side of each standard making these perfect for an Option Obstacle.

AVAILABLE IN:
Grey or Brown

742SC STONE COLUMN WING STANDARDS W/TRACK (PR)
10" X 34" X 68" TALL - JUMPS TO 5'3" 48 LBS. EA.

898JT OPTIONAL 2ND PAIR OF METAL PINLESS JUMP TRACK 60"



NATURE'S POST STANDARDS W/TRACK

These 6' Post Standards are great imitations of natural cut wood. They are great for Hunter Derby or Eventing courses. They match our Birch, Cedar and Log jumps. Nature's Post come standard with the Metal Keyhole Track for Pinless Jump Cups. You can add another Metal Track to the opposite side of each standard which makes these perfect for an Option Obstacle.

- 80PSB** BIRCH POST STANDARDS W/TRACK (PR)
77PSC CEDAR POST STANDARDS W/TRACK (PR)
82PSL LOG POST STANDARDS W/TRACK (PR)
 6' TALL - JUMPS 1'3" TO 5'9" 19 LBS. EA.



BIRCH JUMP STANDARDS

Available in both 5' and 6' sizes. Polyethylene Birch Jumps exceed expectations. Long lasting birch log jumps will continually revitalize your arena as if you cut fresh logs every spring. Birch Jump Standards have solid drilled pin holes for pinned jump cups. They are also outfitted with a recessed area to house our "Metal Keyhole Track" when pin-less cups are preferred. The 6' size has a recessed area to add Flowers or Greens to each wing.

- 80JSB** BIRCH JUMP STANDARDS 5' (PR)
 27" W x 61" H - JUMPS 1'3 TO 4'9" - 24 LBS. (EA)
86JSB BIRCH JUMP STANDARDS 6' (PR)
 27" W X 68" H - JUMPS 1'3 TO 5'6" - 32 LBS. (EA)



NATURE'S PERFECT POLES

From the forest to your arena these 3 styles of realistic looking imitation wood poles are milled to 3 1/2". Nature's Perfect Poles have the weight of wood combined with the long lasting, durability of rotational molded polyethylene.

AVAILABLE IN:
 Birch, Cedar, Log

- 80PPB** BIRCH - PERFECT POLES 10' 22 LBS.
82PPB BIRCH - PERFECT POLES 12' 27 LBS.
78PPC CEDAR - PERFECT POLES 10' 22 LBS.
79PPC CEDAR - PERFECT POLES 12' 27 LBS.
83PPL LOG - PERFECT POLES 10' 22 LBS.
84PPL LOG - PERFECT POLES 12' 27 LBS.


SMALL SIGN



MEDIUM SIGN



LARGE SIGN



LOGO SIGNS

Customize some or all of your jumps with your logo or artwork. These signs are great for outdoors. All aspects of the signs are weather resistant. Your artwork is printed on a vinyl adhesive material using UV stabilized inks, mounted on 1/8" PVC then covered with a clear polyethylene laminate. These signs will withstand the elements for years to come. Your art and logo capabilities are almost unlimited. Here are a few samples of logos as well as photographs of jumps with signs attached.

- 891JS** SMALL SIGN
15 3/4" W x 11 1/2" H
- 892JS** MEDIUM SIGN
13 1/2" W x 16" H
- 893JS** LARGE SIGN
37" W x 11 3/8" H





COMPLETE JUMPS






COMPLETE JUMPS

BURLINGHAM SPORTS JUMPS

81 beautiful complete jumps for you to choose from. In most cases you will find the jumps you need from this variety of samples shown. You do not have to choose these jumps. Build your own jumps by picking and choosing any components available from Burlingham Sports. Look to the previous pages to find colors, styles and options that will satisfy any course designer. Complete Jumps shown on this page and the next 4 pages come in the size, height and with the components shown in the pictures. Choose the style and color of jumps. Changes in size or choosing different options will be priced accordingly.

COURSE PACKAGES:

Look to the bottom of these 7 pages for 10 different pre-selected jump packages. All Course Packages listed come in the size, height and with the components shown in the pictures. Choose the style and color of jumps. Changes in size or different options not shown in the picture will be priced accordingly. You may choose one of these packages or create your own course by selecting any combination of jumps shown.



COMPLETE JUMP ORDER FORMS

Make it easy to build your jumps. We strongly recommend using one or more of the many different order forms. Available via fax, e-mail or download them at: burlinghamssports.com/forms

CAVALETTI PACKAGE - 870CAV

4 PAIRS OF QUICK CVALETTI
4 PERFECT POLES 8' - WHITE
Picture 870CAV

You must choose color of Quick Cavaletti's.

8ft. SCHOOLING SET - 868PP, 868UF, 868NP

5 PONY SIZE JUMP SET
868PP - W/Perfect Poles
868UF - W/Unfinished Poles
8968NP - W/No Poles


Includes 5 Jumps:

Two CPJ-3, One CPJ-5, One CPJ-6, One CPJ-7.

You must choose style and color of jumps.

Use Course Package order form.

COMPLETE JUMPS



10ft. SCHOOLING SET - 869PP, 869UF

5 JUMP SET

869PP - W/Perfect Poles

869UF - W/Unfinished Poles

Includes 5 Jumps:

One CPJ-3, One CPJ-4, One CPJ-13,
One CPJ-22, One CPJ-30.

You must choose style and color of jumps.
Use Course Package order form.

BEGINNER HUNTER SET - 869BH

5 JUMP SET = (5 VERTICALS)

Includes 5 Jumps:

One CPJ-11, One CPJ-30, One CPJ-9,
One CPJ-13, One CPJ-14.

You must choose style and color of jumps.
Use Course Package order form.

BEGINNER JUMPER SET - 869BJ

5 JUMP SET = (3 VERTICALS + 2 OXERS)

Includes 5 Jumps:

One CPJ-34, One CPJ-39, One CPJ-35,
One CPJ-10, One CPJ-43.

You must choose style and color of jumps.
Use Course Package order form.

COMPLETE JUMPS



CPJ-22



CPJ-23




CPJ-24



CPJ-25



CPJ-26




CPJ-27



CPJ-28



CPJ-29



CPJ-30



CPJ-31



CPJ-32



CPJ-33

STARTER SET - 870SS

5 JUMP SET = (3 VERTICALS + 2 OXERS)

Includes 5 Jumps:

Two CPJ-21, Two CPJ-22, One CPJ-23.

You must choose style and color of jumps.

Use Course Package order form.

HUNTER SET - 870HS

8 JUMP SET = (4 VERTICALS + 4 OXERS)

Includes 8 Jumps:

One CPJ-24, One CPJ-25, One CPJ-26,

One CPJ-27, One CPJ-28, One CPJ-29,

One CPJ-30, One CPJ-31.

You must choose style and color of jumps.

Use Course Package order form.

COMPLETE JUMPS



CPJ-34



CPJ-35



CPJ-36



CPJ-37



CPJ-38



CPJ-39



CPJ-40



CPJ-41



CPJ-42



CPJ-43



CPJ-44



CPJ-45

JUMPER SET - 870JS

8 JUMP SET = (4 VERTICALS + 4 OXERS)

Includes 8 Jumps:

One CPJ-30, One CPJ-31, One CPJ-32,
Two CPJ-33, One CPJ-34, One CPJ-35,
One CPJ-36.

You must choose style and color of jumps.
Use Course Package order form.

GRANDE SET - 870GS


13 JUMP SET = (8 VERTICALS + 5 OXERS)

Includes 13 Jumps:

One CPJ-34, Two CPJ-35, One CPJ-36,
One CPJ-37, One CPJ-38, Two CPJ-39,
One CPJ-40, One CPJ-41, One CPJ-42,
One CPJ-43, One CPJ-44.

You must choose style and color of jumps.
Use Course Package order form.

COMPLETE JUMPS



GRAND PRIX JUMPER SET - 869GP

8 JUMP SET - 12' JUMPS (3-5ft & 5-6ft Jumps)

= 4 VERTICALS + 4 OXERS

Includes 8 Jumps:

One CPJ-12, One CPJ-16, One CPJ-54,


One CPJ-56, One CPJ-48, One CPJ-55,

One CPJ-45, One CPJ-57.


You must choose style and color of jumps.

Use Course Package order form.

COMPLETE JUMPS



COMPLETE JUMPS



BIRCH STARTER SET - 872BS

5 JUMP SET = (3 VERTICALS + 2 OXERS)

Includes 5 Jumps:

One CPJ-72, One CPJ-73, One CPJ-77,
One CPJ-79, One CPJ-80

BIRCH - FIVE JUMP SET - 873BF

5 JUMP SET = (3 VERTICALS + 2 OXERS)

Includes 5 Jumps:

One CPJ-71, One CPJ-73, One CPJ-74,
One CPJ-78, One CPJ-81


BIRCH - EIGHT JUMP SET - 874BE

8 JUMP SET = (4 VERTICALS + 4 OXERS)

Includes 8 Jumps:

One CPJ-70, One CPJ-71, One CPJ-72,
One CPJ-73, One CPJ-74, One CPJ-76,
One CPJ-77, One CPJ-78

COMPLETE JUMPS



13878 Yorba Avenue, Chino, CA 91710

909.590.7774 | 800.446.0134 | FAX 909.590.9008 | burlinghamssports.com



13878 Yorba Avenue, Chino, CA 91710

909.590.7774 | 800.446.0134 | FAX 909.590.9008

burlinghamsports.com